



Number 91

# Tight Lines

## Bulletin

Registered by Australia Post Publication PP232338/00003

### Inside this issue:

<i>Oberon Field Trip</i>	2
<i>Didymo Update</i>	2
<i>Close Encounters - Oberon</i>	3-4
<i>Polaroiding Pointers</i>	5-6
<i>CFA Inter Club Meeting Wallerawang - 29 April 2007</i>	7
<i>A Rod Fishers Life - Bob Wood</i>	8-9
<i>Members Weekend - 2006 Pender Lea Chalets</i>	9
<i>2007 Oberon Landowners Dinner Invitation</i>	10
<i>BP's New Handy Hints</i>	10
<i>Calendar of Events</i>	11
<i>Rod Fishers Directory</i>	12

## President's Report

2007 is upon us and it seems it will be a very challenging time for Rod Fishers' to pursue their passion, as time goes on there seems to be less and less fishable water especially close to Sydney.

The Cooma Landowners dinner was a successful evening, as it's always a pleasure catching up with our long standing friends from the district. The number of land owners was down to previous years but it is understandable considering the drought situation in the area.

The follow on field trip yielded some good catches but mostly in the lake, as the rivers were low and water temperature too high. Some members, including yours truly endured abominable conditions the week prior to the meeting, with it actually snowing and blizzard conditions in the alpine region.

The Journal arrived just in time to do some reading over the Christmas period. Many thanks to Geoff King and Ken Musgrove for their endeavours in the publication of the Journal and Bulletin respectively. I hope our members can be inspired to put pen to paper as the editors of both the Journal and the Bulletin look forward to receiving submissions.

It was very interesting to check back and see when we first began to report concern over water levels. After the Cooma Landowners Dinner in 2002, a homeward bound John Humphries stopped at Pejar Dam and landed a 9lb brown. Pejar Dam is now almost completely dry with last report saying it is down to 1% capacity.

In November 2003 we recorded the last significant rain in that area and by February 2004 we reported that most streams close to Sydney, Oberon and

*(Continued on page 2)*



Lake Oberon on the kind of day we hope to find over the Oberon Landholders' Dinner weekend - 17-18 March 2007 - For your Invitation please see page 10.

## Tight Lines by email

If you have given us an e-mail address you will now receive Tight Lines Bulletin by email unless you specifically ask us (info@nswrodfisherssociety.com) to continue to use the post.

Use of e-mail saves us the cost of printing and postage and you will get your Bulletin sooner and in glorious COLOUR!

## Accessing the NSW Rod Fishers' Society Library

Your Society maintains a fine collection of fishing and angling books in its Library, most of which are available for loan to Members.

A full listing of our catalogue is available on our website (www.nswrodfisherssociety.com) or upon request by contacting our Librarian on 02-9983 0015 (work) or 02-9983 0017 (fax)

Books that are to be borrowed are either delivered or posted (if delivery is not possible) to Members. Borrowing periods by negotiation.

## Letters to the Editor

Letters to the Editor are always appreciated.

Please mail to the Editor or email to info@nswrodfisherssociety.com.

The NSW Rod Fishers' Society takes no responsibility for the views expressed by correspondents and gives no guarantees as to the veracity of their reports, weights and measurements.

## Presidents Report (cont)

Crookwell had all but stopped flowing. Sadly in January 2007 all we can say is that the situation has deteriorated even further, with most fishing now restricted to impoundments and a few select streams. The meteorologists have begun to predict the lessening of the El Nino effect on our climatic conditions. Let's hope they are correct.

The 1st February was the occasion of our first official Club Luncheon for 2007. It was a good chance to catch up and talk with other members, although some had jumped the gun by attending the informal "Rod Fishers On Sea" Luncheon held at Woy Woy in mid January.

In early March, Graeme McIntyre has made some accommodation bookings in Tasmania for members at Brumbys Creek. For details contact Graeme direct on 49572824.

The NSW Council of Freshwater Anglers (CFA) will be holding their annual interclub meet at Wallerawang. Anyone wishing to participate can contact John Humphries on 43243495.

The Oberon Landowners Dinner will be on 17<sup>th</sup> March, with the usual BBQ at the Showground, this is always a popular event, hope to see you there.

Jim Eichler

### Oberon Field Trip

To coincide with the Landowners Dinner - Dates 16-18th March 2007 - staying in the old farmhouse on "The Retreat" on Lake Oberon - BYO linen/sleeping bag/food/drinks. Cost: \$20.00 per person per night. Accommodation for 6-8 people with scope to handle any overflow. Please contact the Field Trip Organiser - Daryl Hart on tel. 9439 2639 to secure a spot

*Fish Outta Water Opens*

## New City Store

*Offering all the range and the great service that we have become famous for*

## Now in Town

*478 George Street in the "Mick Simmons" Building - next to Hilton Hotel - opposite the QVB - Heaps of new in store specials so why don't you check it out*

*Superstore*

*Or Buy On Line at:*

*263 Condamine Street*

*www.fishouttawater.com.au*

*Manly Vale*

*Email:*

*Freecall 1800655939*

*fishon@ozemail.com.au*



## Didymo Update - Felt-Soled Boots Out

While anglers have been previously advised to "Check, Clean and Dry" their fishing equipment when moving between waterways, recent research has revealed that felt-soled boots or absorbent waders are virtually impossible to effectively decontaminate. Neil Deans of NZ Fish and Game says that "the risk of spreading didymo with felt-soled waders (or other dense absorbent materials) is extremely high and as a result, anglers are advised to avoid the use of felt-soled boots and waders this summer". NZ Fish and Game staff recommend the use of rubber soled alternatives that rapidly dry and are more easily cleaned. [Mr. Horne will be pleased.] While methods such as freezing until solid or totally immersing in hot (50 degree Celsius plus) water containing 2% dishwashing liquid or nappy cleaner for 30 minutes have mostly been found to be effective on felt-soled boots the outcome is far from certain.

Anglers returning to Australia must bear this new information in mind and be especially careful if felt-soled boots have been used. Any failure to do so could quite easily see us with our first outbreak of didymo, something that we must all be vigilant to prevent.

---

## *Close Encounters - Oberon*

In the early days of my flyfishing career, I heeded the advice of my well-meaning flyfishing mentors. "It's a waste of time to go lake-fishing before the sun goes down". "Wait for a rise before you start fishing". "Dry-fly fishing is the only way" etc. That was in the early 1980s, and for years, I followed the Mantra faithfully. It probably cost me ten years of fantastic fishing opportunities, as it took that long before I had an experience which opened up a whole new world of flyfishing magic. One morning in the late 1980s, I walked back from an unsuccessful early morning's blind fishing (fine and far off, in accordance with the Mantra) along the shores of Lake Oberon. As I was skirting a little sandy bay containing some reed-beds, interspersed with sandy patches, the thought crossed my mind that this was a rather pretty set-up. So I slowed down to take a more leisurely look at the scenery. The sun was shining, the water was clear. On taking a look at where the nearest reed-bed ended and the sandy lake-bottom started, I noticed a cloud of silt in the water. No more than a metre from the lake's edge, in about a foot of water. As I watched the silt slowly settling, I considered the implications. Something must have departed from that spot, obviously after being disturbed by me. According to the Mantra, trout were not supposed to be in such an exposed spot, so close to shore, and at this time of day... but what else might it have been? I wandered on, scanning the water more closely, but didn't see another thing all the way back to the car park.

However, with the wisdom of hindsight, I am sure that what caused that cloud of silt was a decent-sized brown trout in search of a baitfish or a yabby (or ten) for breakfast. Over the ensuing years, I encountered increasing numbers of browns in similar circumstances, and even found ways of catching them on a consistent basis. But without a doubt, this initial cloud of silt was the beginning of what was to rapidly become my favourite way to flyfish... polaroiding big brown trout in shallow water in both lakes and rivers. As an added bonus, the best time for this activity is at gentlemen's hours (roughly 8 am to 4 pm in the peak polaroiding season of October / November). No fumbling around in the pre-dawn cold, or

messing with bats caught false-casting after dark (another story).

Another bonus is that sight-fishing gives a tremendous opportunity to study trout behaviour at close range. The following two encounters from my early polaroiding days at Lake Oberon in the early 1990s are probably worth recording, as the two brown trout involved behaved rather eccentrically.

### **First Fish – The Crocodile**

From memory, the scene of this battle was actually the very same little bay in which I saw that first tell-tale cloud of silt a few years before. Approaching that bay late one morning, I noticed the rings of a rising fish at the very end of it. This was intriguing, for at that stage I had already found that shoreline cruisers in lakes normally don't rise but look for sub-surface food. So, was it just a little fish? I edged closer behind the cover of some tussocks. To my surprise, what I saw was a rather large brown trout leisurely swimming around in circles, indiscriminately mopping up all manner of beetles, flies and bugs from the water surface. It seemed that an onshore breeze had pushed a veritable smorgasbord of insects into the bay overnight, concentrating them in the top end, where the trout was now merrily feasting.

My fingers shook as I hastily changed my wet fly for a dry, but when I returned to the waters edge, the trout was still on the job. So I carefully lobbed the fly in its path (no casting required, as just a foot of flyline plus the leader were out of the rod tip), and waited. The fish took the fly as casually as all the real bugs it had picked up so far, but as I tried to tighten, there was no resistance – the fly came clean out of the fish's mouth. It appeared unperturbed, as it continued to take the "naturals". So I chucked the fly in its path one more time, without great hope. Much to my amazement, it was taken again – and came out again as cleanly as the first time! By now, I was a nervous wreck. But, as the fish continued feeding, I cast a third time... Lo and behold, he took the fly again! This time, I delayed the strike even more, and saw the fly lodge itself in slow motion in the fish's jaw scissors. I gave it a tug to set the hook (my experience in such matters at that stage of my polaroiding career was not great), and hoped for the best. In my dazed confusion, I couldn't believe what happened next: the fish continued (cont. page 4)

## *Close Encounters Oberon* (continued from page 3)

his round of feeding as before, taking bugs off the surface as if it was business as usual! The fact that he was dragging my leader / line through the water didn't seem to bother him at all. It took another, more energetic tug at my line to break his routine. Then he took off for the middle of the lake with increasing speed, my flyline disappeared, then large parts of backing, and the typical hard fight of a large Oberon brown trout commenced. After the "standard" 20 minutes of hard running, much jumping (and line-burn on my left index finger from the backing-line), I managed to land the fish – five pounds of well-conditioned male brown. Elation!

Why "The Crocodile"? On close inspection, it turned out that that fish had an extremely long snout. Its upper and lower jaws were irregularly scalloped, so that, even with its mouth closed, there were some large gaps between upper and lower jaw, through which my fly must have passed those first two times, without arousing the fish's suspicion. Its front end really looked like the gaping jaw of a crocodile...

### **Second Fish – The Fencepost**

Another early summer's day on "Sunny Point", Keith and Bronwyn Harvey's property located on the southern side of Lake Oberon (since sadly sold to a much less fishermen-friendly new owner). A sudden thunderstorm had forced me to seek temporary shelter underneath some weeping willows close by the water's edge. The storm moved on as quickly as it had appeared, and the sun broke through its departing rumbles. I emerged from the wet willow foliage to survey the scenery. From my slightly elevated vantage point (I had learned early on that, in polaroiding, even a foot of extra elevation gives a lot of extra visibility), I looked along the lake margins stretching away in both directions. Just in front of me was featureless sandy lake-bed slowly shelving away into deeper water. Nothing moved within my field of vision, but a strange feature caught my eye. About five metres out from where I stood, something seemed to stick out of the sand in about a metre of water, at a 45 degree angle. It looked rigid, like a half buried fencepost. But I couldn't remember having seen this object before I took shelter under the willows


half an hour earlier. Very odd, I thought, but even after watching this thing for a few minutes, it was still there, seemingly immovable. Fenceposts do not appear out of nowhere in a lake-bed, and trout don't have the ability to act for any length of time like rigid fenceposts – or do they? Curiosity got the better of me, and I thought this apparition might be worth a cast or two. Out went my Mrs. Simpson, I watched it sink slowly, and as it approached the bottom near the "thing" I gave it a slight twitch. Lo and behold – the "thing" moved towards the fly, briefly snapped at it (all plainly visible in the clear water), but immediately returned to its former rigid 45 degree angle position, nose on the lake-bed.

Having thus established that this strange apparition was indeed a trout, engaged in some rather bizarre un-trout-like and so far unexplained behaviour, I continued my attack with greatly increased trepidation, as this was a rather large fish. A second cast went out, the fly sank past the fish, and this time, as soon as it saw it, it turned sharply and took the fly in a violent strike. The ensuing battle was once again drawn out and rather painful (yes, more line-burn for my left index-finger from the backing), but eventually, the fish was successfully landed. Another glorious fat five-pound brown, green-backed (the best ones for the table, as I found over the years), with only a few black spots on its silvery sides.

That fish had dined exclusively on yabbies. A closer look at the lake-bed revealed some tell-tale holes in the sand, making it likely that the fish had taken up station above one of those holes, waiting for the inhabitant to make an appearance. It could have snapped at my fly as if to chase away an intruder, or taken it as another yabby innocently scurrying past – who knows? Who would expect a fully grown brown trout to behave like a cat outside a mouse-hole? It is bizarre, one-off encounters such as this that make the polaroiding game so interesting.

10/01/2007

geebee



---

# *Polaroiding Pointers*

As noted elsewhere in this Bulletin polaroiding is a style of fishing that likes high sun and good light, in short conditions that permit more gentlemanly hours to be observed. While the concept of polaroiding requires less than one line to explain, there are some pointers that can assist those who have yet to become familiar with this technique.

## **Be Patient and Resist Temptation**

This might sound a bit too obvious but when your fishing time is restricted to the odd few days in a year it takes some real self control to wait until you have seen a fish before springing into action. Commonsense tells you that without a line and fly on the water you will catch nothing but experience will tell you that by choosing to maximize those opportunities you have first identified, you will be rewarded even more. There is real pleasure in how you catch a fish.

## **Stalk the fish**

When you are looking for the fish you are actually stalking the fish. You need to be conscious of your choice of clothing – nothing too bright, nothing white, nothing too shiny (zingers etc.) and of your movements and gait – nothing too fast, too loud or exaggerated. John Sautelle Senior was famous for his personal endorsement of camouflage – painting his rod a “camo” colour and sticking tufts of grass in the band of his hat etc. You need to be aware of the position of the available light and the impact it has on the size and position of your silhouette and shadow. And it's not just your person – your rod tip needs to be kept down and away from the water, if there is stock in or near the water's edge no need to start a stampede as you approach – just quietly and purposefully work your way along the shore or bank. Just because you are engaged primarily in looking for fish it doesn't mean that you can close off all your other senses. If anything, I believe that they are heightened by the whole stalking exercise. For example you quite often will “hear” a fish before you see it.

## **Colour of Lens**

There are no hard and fast rules here. Choice of colour has been said to be one that should be based upon available light and water clarity. However generally when looking for trout, glasses with brown to yellow tints are favoured while on the saltwater flats, grey and rose colour are the popular choices. Preferably the glasses should provide some peripheral shading and must be paired with a hat with a good length of brim and having a dark, usually navy blue or black, underside.

## **Be systematic but keep moving**

You need to be systematic in your coverage of the water. When starting to polaroid, begin by searching the area around your feet and gradually increase the search area away from yourself. It is surprising how often people start to first look far out in the water only to literally overlook the fish cruising right under their nose. Not every piece of water warrants equal attention. When you are polaroiding you are genuinely fishing so you need to pay particular attention to areas of structure that may home a fish and channels and flats that connect or make the highways for cruising fish. Shade and shadow rank as structure. An important thing when polaroiding is that you move on, you are coming to the fish just as much as they are coming to you. If you wait a bit and still see nothing, you must move on to the next spot. I was once told that if you do this, the worse thing that can become of your day's fishing is that you will have had a nice walk.

## **Be Prepared**

When you see a fish the chances are that it may soon see you. The angler needs to have a suitable fly on the leader, some line pulled down through the guides and be ready to make a quick, short, accurate cast at the first sight of a fish. It is quite common for anglers to be “spooked” by the sight of a nearby fish and become “all thumbs” but to be successful you must know the drill and be able to automatically snap into action when the fish presents itself. False casting needs to be kept to the bare minimum.

## **Angle of View**

When polaroiding you need to be aware of how your range of view will alter with differing angles of view. Some people refer to this as creating water windows or viewing lanes but there is no doubt that by adjusting the angle of view you directly alter the extent and detail of what you are able to see. The most obvious example of this is way the height from which you are looking influences your view. It is no secret that the New Zealand guides in particular like to position themselves high over the top of a pool to give themselves the most complete view of proceedings. Sometimes the water itself can assist you. In fast flowing streams an uneven current can momentarily create a “lens” like pocket of water that lets you peer down further and see with greater clarity. In still waters, waves can do something of the same thing and it is for that reason that some anglers prefer to have the breeze at their back or in their face rather than blowing across their line of view.

## ***Polaroiding Pointers*** (continued from page 5)

### **Refraction**

You need to be aware of the consequences of refraction. Light is refracted when it enters another medium having a different density (e.g. from air to water). In practical terms it means that a fish when spotted will not, depending on the depth of water and the angle of the incidence of the light necessarily be where you “see” it to be. This can be especially important when a fish rises to take a dry fly. When polaroiding it is very easy to mistake the moment when the fish has the fly. The tendency is to strike too early and the answer is to wait that fraction of a second to see the white triangle of the mouth turn brown or for the moment the fish turns to head down again before striking.

### **Know what to look for**

When polaroiding you will sometimes see a fish and be able to count every spot but that is more likely to be the exception rather than the rule. The greater probability is that you will detect movement, you will glimpse or see a shadow or a shape where there was or wasn't one before or you will see the white triangle, typical of a fish nymphing, first appear and then vanish. In New Zealand large fish holding in deep water look just like dark shapes being rolled around in the depths of the pool. Quite often when polaroiding you will mistake a stick, a rock or a moving piece of weed for a fish but there again it is surprising just how often that “rock” gets up and swims away.

### **You don't have to do it all yourself**

While many anglers often like to go polaroiding by themselves, it is a technique that lends itself to at least doing it in pairs. The best position to spot fish will quite commonly not be the best position from which to present the fly to the fish and in those circumstances success usually is better served by one person doing the spotting and the other the casting. The New Zealand guides like nothing better than to make chumps out of the angler by exhorting them to place their fly 6 inches to the left/further up/to the right – all at the end of a 16 foot leader but they also catch a lot of trophy fish in the process.

### **Experience Counts**

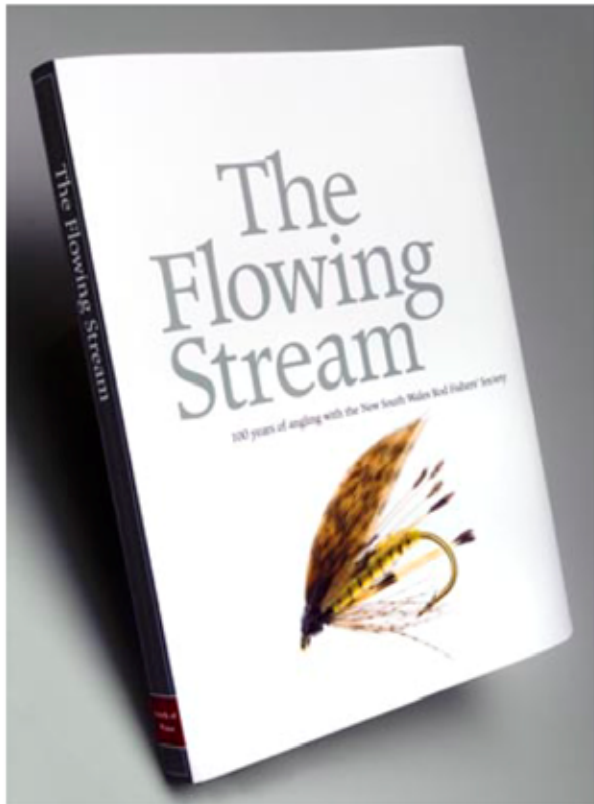
Polaroiding is not a skill that can be fully learnt in a day. The variety of terrain, bottom, light, weather conditions and the idiosyncrasies of the fish population all see to that but it is a skill that all good fly fishermen need to develop. In doing so you don't need to make it tough on yourself by walking the edge of streams like the Eucumbene above Kiandra where the water is clear and tight and the cover on the bank almost non-existent. What you should do is to choose water and locations that help you both see the trout and are bordered by features that help you remain hidden – water like the Kalkite shore of Lake Jindabyne.



The Thredbo River (at left) on what was an almost perfect day for polaroiding, bright sun, clear water and enough cover on the bank to give the approaching angler the opportunity to get close to the fish. This is what we are looking for (at right) a lovely brown trout just holding station in the flowing water. Photographs by Peter Pengilly (left) and Julia Overton (right).

***“The pleasant'st angling is to see the fish cut with her golden oars the silver stream.  
And greedily devour the treacherous bait. So we angle for Beatrice”***

Thus spoke Ursula in Shakespeare's “Much Ado About Nothing”



## The Flowing Stream

100 years of angling with the New South Wales Rod Fishers' Society

Our Centenary publication, *The Flowing Stream*, can be purchased at Society functions or by mail order. *The Flowing Stream* includes a history of the Society, 75 fascinating extracts from our past journals and numerous photographs and illustrations. This is a highest quality hard cover book with dust jacket, containing 164 pages of full colour printing on heavy satin art paper.

*The Flowing Stream* is a Limited Edition of 1,000 individually certified copies, with numbers 1-200 reserved for Members of Rod Fishers.

Name \_\_\_\_\_

Mailing address \_\_\_\_\_

\_\_\_\_\_ Postcode \_\_\_\_\_

Email \_\_\_\_\_

Contact phone number \_\_\_\_\_

Number of copies required \_\_\_\_\_

Cheque enclosed (made out to NSW Rod Fishers' Society)

Special price to Members is \$88 **including** packing and postage.

Please post this coupon and payment to:

The Honorary Secretary, NSW Rod Fishers' Society  
15 Parkwood Grove, Pymble 2073

## ***The NSW Council of Freshwater Anglers World of Tackle Interclub Meet***

The NSW Council of Freshwater Anglers Interclub Meet will be held again at the BlackGold Country Cabins at Wallerawang on the NSW Central Tablelands from Friday 27<sup>th</sup> to Sunday 29<sup>th</sup> of April 2007. Ross Salvato has again agreed to source prizes for the event through his World of Tackle outlet. Ross has relocated and you will now find him at 1081 Victoria Road, West Ryde, NSW. 2114 and phone 9874-4299.

CFA have also received prizes donations from the following

Graham Todd (Todd Fishing Solutions)

Steve Hoagland (Derek McKenzie Outdoors)

David Smith (Fish N Trips, Mudgee)

John Coles Fly Fishing

Stevens Publishing (Fly Fishing Books)

**This is a great social long weekend involving fly tying, fly casting and fly fishing, where fly fishers from learners to accomplished get the opportunity to share experiences and information and get to fish together.**

John Humphries, Event Co-ordinator.

[morefish@bigpond.com](mailto:morefish@bigpond.com) Phone 4324 3495



The Central Coast Luncheon meeting is becoming a bit of a summer institution and was again held in the January 2007 recess. From L to R: Warren Stoyles, Jim Eichler; John Humphries, Donald Ross, Bill Wilson, Andrew Harris, Bob Beamish, John Flakelar and Jamie Betts. Our thanks to John Humphries for organizing this function.

## *A Rod Fishers Life*

Our oldest member, Bob Wood, is a youthful 92 years young and lives these days in Sawtell. Margaret and I recently visited Bob, who served us a delicious morning tea and regaled us with humorous anecdotes and memories of fly fishing escapades with Rod Fishers during all the latter half of the 20<sup>th</sup>. Century. Being a Kiwi by birth Bob continues to follow the All Blacks, despite living in NSW for the last 50 odd years after a very active war service with the NZ Army in Cairo and Italy where he was captured by the Italian Army, then escaped and spent 3 months behind enemy lines before returning to active service as a Major in the Italian Campaign.

Bob was introduced to NSW Rod Fishers in the early 1960's and served as our President in 1973 until he was transferred to London by his employer, the AMP Society. Bob succeeded the Presidential Chair from his great Kiwi friend, Martin Donnelly (one of the few to have played international Rugby and also captained the NZ Cricket XI with great distinction).

Bob had 6 years in the UK where he haunted the House of Hardy and also bought all his fly tying implements and materials from the famous Veniard's shop in Thornton Heath, Surrey. I was greatly honoured some years ago when Bob presented me with all his tying equipment (complete with original Veniard receipts and directions). These treasured items will one day form part of Rod Fishers Archives / Library.

Whilst in the UK, Bob's adventures included casting many flies on the Test, the Avon (on one occasion with John Sautelle Snr), many streams in France, Germany and even exotic places like the Hindu Kush, Taskent and other unknown areas accessed from the Trans Siberian Railway. Other journeys saw his Hardy fly rod active on the Portuguese island of Madeira and as far away as Lake Titicaca, high up in the Peruvian mountains. Among other sorties Bob recalls a memorable visit to the Nether Wallop Mill – the confirmation letter attached is graced with sentiments rarely experienced when booking accommodation in Oberon or Cooma !!



Bob Wood (left) and NSW Council of Freshwater Anglers President, Rodney Tonkin (right) at the NSW Rod Fishers' Society's Centenary Dinner in August 2004. Bob was our keynote speaker at the Dinner. By coincidence Bob and Rodney (both initially Kiwi residents) found out in conversation that, unbeknown to either of them, they had both started their fly fishing careers in the company of the same fishing companion in Christchurch, New Zealand.

When the AMP recalled Bob to Sydney in 1979 he participated in many fly fishing safaris with his mate Martin Donnelly and several of the AMP "heavies". The famous AMP Medical Officer, Dr. John Halliday (Rod Fishers President 1963-66) had insisted that 2 of the most AMP senior executives, Howard "Buster" Walker and Monty Buttfield learn to fly fish "for health reasons". No doubt the good MO was guided by the truism that The Almighty when calculating a life span, takes no account of any days spent fly fishing!. The AMP and its shareholders certainly benefited from that advice as Buster fished on until the age of 94. Some of our older members will recall Buster's prudence when, on the eve of a nasty, excise increasing, Federal Budget, he purchased not a case, but a gross of Johnny Walker's famous Black liquid. Buster kindly bequeathed to Bob the contents of his cellar but to Bob's chagrin, after the funeral when he visited the cellar, he discovered that 119 bottles had been consumed and only one remained. Some timing!

When Dr Halliday was satisfied that his two AMP senior executives were ready to attack the water he had them fitted out with all very best rods, reels deerstalkers, heavy Burberry jackets and wading staffs and they began the first of many sorties to the Monaro. Bob recalls great fishing with his well turned out colleagues on the McLaughlin with Allen

## ***Bob Wood***

Caldwell . In later years their good friend Allen sold off some of his property (and some lovely Mac. water ) to a Wollongong medico who shrewdly named his newly acquired country “*Telembugrem* “ ! Despite the daunting name and gate they were still welcome there and also upstream at Peter & Margie Bright’s “Ben Bullen”. As the years rolled on Peter’s hospitality extended to naming his favourite pool “the Doctors Pool” where Dr. Halliday and the older chaps could float a Royal Coachman awaiting inspection by a Mac. monster. Peter kindly devised a method of strapping 3 cane chairs to the tray of his “ute” for the precipitous trip down the escarpment to the river . Fittingly the vehicle was dubbed “the Popemobile” in deference to the venerable gentlemen travelling in cane comfort bouncing on the back of Peter’s utility.

Bob also talks of many fishy days on the Delegate and Bombala areas which in these times of extreme drought (2006) could well be visited by members unable to fish the drying up Bobundara Creek, the Mac and other famous Monaro puddles.

Oberon was also on the map for Bob and his colleagues, particularly on the Fish River where Andrew Clayton (Rod Fishers President 1976-78) hosted many memorable gatherings. ,On one of these Bob had to escort an Indian Army Brigadier, pillion style on an Ag. Bike up river to locate a valuable Hardy rod and reel somehow dropped into a deep pool upstream. Perhaps Oberon tiger snakes were more terrifying than Indian cobras!! That particular weekend proved a little too strenuous for the Brig. who found the trail bike racing, clay pigeon shooting and Top Rod competitions all a little more strenuous than an evening rise on the Test or Itchen.

Members who enjoy our current Landowners and Annual Dinners will be interested in Bob’s recollection that the Annual Dinner was a sumptuous Black Tie affair held in the very best Sydney restaurant or Club to coincide with the RAS Sheep Show. Beautifully printed ,gold edged ,parchment invitations were dispatched to any landowner who was considered to have attractive water. Whether or not the invitees made it to the Dinner did not greatly matter as these grand invitations became entry tickets to lucky Rod Fisher members to the best trout water around. To this day we members still enjoy wonderful friendships with many land owners whose forbears made it down for the Sheep Show and our festivities.

These are but a few of Bob’s fund of happy trout fishing anecdotes. His two sons live nearby and have boats from which Bob, while not fly fishing these days, catches bream and whiting and I suspect, still hopes to land a Mermaid !!

A.H.

## ***2006 Members Weekend Pender Lea Chalets***



The Members Weekend held this year one week ahead of the Cooma Landowners Dinner was an opportunity for members and their children to enjoy the mountains and a bit of fishing. Clockwise from top left: John Garrett, Laura and Alana Pengilly and Daryl Hart; Andrew Harris midstream; Jim Eichler with a nice brown trout and Jim again staring down danger.

# 2007 Oberon Landowners Dinner

**The New South Wales Rod Fishers' Society invites members and their guests to meet and thank the Landowners of the Oberon District for the generosity and hospitality they extend to our members.**

\* \* \*

**Venue**

Oberon Showground  
Ross Street, Oberon.

**Date**

Saturday, 17th March 2007  
7.00pm for 7.30 pm

**Cost**

\$45.00 per person  
2 course dinner with drinks

**Payment with your acceptance**

**Dress**

Smart Casual

**RSVP**

By **sending your cheque** to:  
Richard Levingston  
63 Maxwell Street  
Turramurra. N.S.W. 2074  
on or before **9th March 2007**  
Telephone: (02) 9144 7268

**Special Note:**

No cancellations accepted  
after 12th March 2007  
as catering numbers are final.  
\$45.00 remains payable for  
late cancellations.

\* \* \*

## BP's **ALL NEW HANDY** HINTS

You can fish with two nymphs by attaching the second to the bend of the first hook with a 450mm (18 inch) length of leader material. Use the same knot as your usual knot to the eye of a fly hook.

Observation can assist you - try to think like a fish. Where would I hide? Where would I wait without having to

swim too hard to see food drifting in the flow? Am I exposed to predators? Try looking at spiders webs beside the bank to see what insects are about and look under stones in the water to see nymph sizes, colours and types.

Trout love grasshoppers. Use these flies on warm summers days when fishing next to grassy banks, but con-

centrate on the shady banks and pools below the riffles.

Barbless hooks make it easier to release fish (and fishermen without injuring them). You can buy hooks that are already barbless, otherwise to eliminate the barb, simply squeeze it down with pliers.

BP.

**\*Special Note regarding Monthly Luncheons**

Bookings for lunches must be made 3 days prior

Telephone: 02-9232-8266

Email:  
porter@unionclub.org.au


Union Club dress regulations: jacket and tie at all times

Mobile telephones: the use of mobile telephones inside the Union Club is prohibited.

Doors for luncheons will not be opened before 12.30 pm. Members arriving early are invited to meet in the Ground Floor Bar where drinks may be purchased.

Union Club has requested that any of its members attending a NSW Rod Fishers' Society Luncheon should pay the Society for the function on the day. Charges to Union Club accounts will not be accepted.

Cancellations must be received no later than 11.30 am on the day of the Luncheon. Later cancellations will be subject to the full Luncheon charge.



## Advertising

Tight Lines Bulletin has a direct distribution of 350 copies to Members and friends.

The Tight Lines Bulletin is now publicly available on-line and has a much wider readership and following.

Advertising space is available from \$30.00 per 1/4 page to \$50.00 for 1/2 page. Artwork must be supplied.

Contact Jim Eichler on tel. (02) 9949 4069 or by e-mail at info@nswrodfisherssociety.com

# Rod Fishers' Calendar of Events

## Monthly Luncheon\*

Union Club  
Level 2, 25 Bent Street, Sydney  
Date: Thursday, 1 March 2007  
Time: 12.30 pm for 1.00 pm.  
Cost: \$60.00

## Monthly Council Meeting

Union Club  
Level 2, 25 Bent Street, Sydney  
Date: Tuesday, 6 March 2007  
Time: 6.00 pm

## Oberon Landowners Dinner

Oberon Showground  
Ross Street, Oberon  
Date: Saturday, 17 March 2007  
Time: 7.00 pm for 7.30 pm  
Cost: \$45.00  
Bookings: Richard Levingston (02) 9144 7268

## Monthly Council Meeting

Union Club  
Level 2, 25 Bent Street, Sydney  
Date: Tuesday, 3 April 2007  
Time: 6.00 pm

## Monthly Luncheon\*

Union Club  
Level 2, 25 Bent Street, Sydney  
Date: Thursday, 5 April 2007  
Time: 12.30 pm for 1.00 pm.  
Cost: \$60.00

## Monthly Council Meeting

Union Club  
Level 2, 25 Bent Street, Sydney  
Date: Tuesday, 1 May 2007  
Time: 6.00 pm

## Monthly Luncheon\*

Union Club  
Level 2, 25 Bent Street, Sydney  
Date: Thursday, 3 May 2007  
Time: 12.30 pm for 1.00 pm.  
Cost: \$60.00

## Monthly Council Meeting

Union Club  
Level 2, 25 Bent Street, Sydney  
Date: Tuesday, 5 June 2007  
Time: 6.00 pm

## Monthly Luncheon\*

Union Club  
Level 2, 25 Bent Street, Sydney  
Date: Thursday 7 June 2007  
Time: 12.30 pm for 1.00 pm.  
Cost: \$60.00

## Fly Tying Night

Union Club  
Level 2, 25 Bent Street, Sydney  
Date: 22 June 2007  
Time: 6.30 pm.  
Cost: Free

## Monthly Council Meeting

Union Club  
Level 2, 25 Bent Street, Sydney  
Date: Tuesday, 3 July 2007  
Time: 6.00 pm

## Monthly Luncheon\*

Union Club  
Level 2, 25 Bent Street, Sydney  
Date: Thursday 5 July 2007  
Time: 12.30 pm for 1.00 pm.  
Cost: \$60.00

## Monthly Luncheon\*

Union Club  
Level 2, 25 Bent Street, Sydney  
Date: Thursday 2 August 2007  
Time: 12.30 pm for 1.00 pm.  
Cost: \$60.00

## Monthly Council Meeting

Union Club  
Level 2, 25 Bent Street, Sydney  
Date: Tuesday, 7 August 2007  
Time: 6.00 pm

## Annual Dinner

Venue tba  
Date: Friday, 17 August 2007  
Time: 7.00 pm for 7.30 pm  
Cost: tba

## Monthly Council Meeting

Union Club  
Level 2, 25 Bent Street, Sydney  
Date: Tuesday, 4 September 2007  
Time: 6.00 pm

## Monthly Luncheon\*

Union Club  
Level 2, 25 Bent Street, Sydney  
Date: Thursday, 6 September 2007  
Time: 12.30 pm for 1.00 pm.  
Cost: \$60.00



COMPLEATangler

FLY FISHING SPECIALISTS

## Last Cast

We are sorry to record the passing of two of our members, Donald Hughes and Peter Holmes a Court. Peter for many years acted as our official host at the Union Club. Both will be missed.

# The New South Wales Rod Fishers' Society Incorporated

## Postal Address

c/- The Honorary Secretary  
New South Wales Rod Fishers' Society  
15 Parkwood Grove, Pymble 2073

## Patron

Lofty Tottenham OAM (Honorary Life Member)

## President

Jim Eichler  
12 Condoover Street, Balgowlah. N.S.W. 2093  
Telephone/Facsimile 02 9949 4069

## Honorary Treasurer

Peter Pengilly  
37 Cecil Street, Gordon 2072  
Telephone 02 9498 8390 (Private)  
Facsimile 02 9403 1490

## Honorary Secretary

Andrew Harris  
15 Parkwood Grove, Pymble 2073  
Telephone 02 9498 6356 (Private)  
E-mail: info@nswrodfisherssociety.com

## Councillors

Gerhard Benz (Field Trips)  
Barry Cawthorn (Luncheons)  
Paul Summerhayes (Mailings)  
Greg Prowse (Functions)  
Angus Cooke (Members Weekend)  
Warren Stoyles (CFA)  
David Hodgson (Functions)  
Mike Timbrell (Immediate Past President & Librarian)  
Richard Levingston (Functions)  
Andrew McKenzie (Vice President & Membership)  
Ken Musgrove (Tight Lines Bulletin)

## Membership Secretary

Andrew McKenzie  
Telephone 02 9489 3372 (Private)  
E-mail: info@nswrodfisherssociety.com

Nomination of prospective new Members is to be proposed and seconded by Members of the Society and forwarded to the Honorary Secretary with a cheque covering the joining fee of \$110 plus the first year's subscription of \$60. Application forms are available from the Membership Secretary and from the Society's website. New Members will receive a complimentary copy of our Centenary publication "The Flowing Stream" upon their election.

## NSW Council of Freshwater Anglers Delegate

Warren Stoyles  
Telephone 02 9369 3175  
For CFA news and events see [www.freshwateranglers.com.au](http://www.freshwateranglers.com.au)

## Advertising

For advertising in this Bulletin please contact  
Jim Eichler  
12 Condoover Street, Balgowlah. 2093  
Telephone/Facsimile 02 9949 4069  
E-mail: info@nswrodfisherssociety.com

## Events

Council meetings, lunches, dinners, fly tying nights and other events, unless otherwise notified, are held at the Union Club, 25 Bent Street, Sydney 2000. Dress regulations: jacket and tie are required at all times.

## *In the next Tight Lines Bulletin*

The May 2007 edition of Tight Lines Bulletin will carry reports on a luxurious new fly fishing destination, Nimbo Fork Lodge, the Tasmanian Field Trip, the 2007 Oberon Landholders Dinner and more. For information on other upcoming functions and events in the interim please check the Society's website ([www.nswrodfisherssociety.com](http://www.nswrodfisherssociety.com))

## *New Members*

We welcome as new members, John Amer, Brian Quinn and James Gilchrist. We hope that your membership of the Society and take the opportunity to participate in all it has to offer.



**COMPLEAT**angler

## FLY FISHING SPECIALISTS.

Huge range of rods in stock: Sage, Winston, Loomis. Innovator and more – cast before you buy.

Fly Reels from: Abel, Tibor, Ross, Hardy, Scientific Anglers, BFR, Felty and Sage.

We stock a comprehensive range of fly lines and accessories.

Custom line-rigging and splicing on request – fly casting tuition available.

Fly tying materials and tools for every occasion plus a large range of flies for fresh and salt water, including specialist patterns for New Zealand and Tasmania.

**3<sup>rd</sup> Floor, Dymocks Building**  
**428 George Street**  
**Sydney NSW 2000**  
**Ph: (02) 9241 2080 Fax: (02) 9233 8987**